

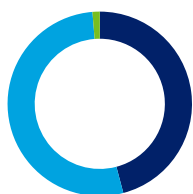
## West Midlands

## EOS at Federated Hermes

Over the last quarter we made voting recommendations at **316** meetings (**2,424** resolutions). At **167** meetings we recommended opposing one or more resolutions. We recommended voting with management by exception at **four** meetings. We supported management on all resolutions at the remaining **145** meetings.

### Global

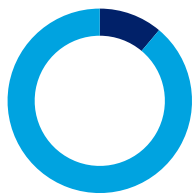
We made voting recommendations at **316** meetings (**2,424** resolutions) over the last quarter.



■ Total meetings in favour **45.9%**  
■ Meetings against (or against AND abstain) **52.8%**  
■ Meetings with management by exception **1.3%**

### Australia and New Zealand

We made voting recommendations at **90** meetings (**542** resolutions) over the last quarter.



■ Total meetings in favour **11.1%**  
■ Meetings against (or against AND abstain) **88.9%**

### Developed Asia

We made voting recommendations at **44** meetings (**288** resolutions) over the last quarter.



■ Total meetings in favour **65.9%**  
■ Meetings against (or against AND abstain) **31.8%**  
■ Meetings with management by exception **2.3%**

### Emerging and Frontier Markets

We made voting recommendations at **39** meetings (**180** resolutions) over the last quarter.



■ Total meetings in favour **71.8%**  
■ Meetings against (or against AND abstain) **28.2%**

### Europe

We made voting recommendations at **46** meetings (**328** resolutions) over the last quarter.



■ Total meetings in favour **56.5%**  
■ Meetings against (or against AND abstain) **43.5%**

### North America

We made voting recommendations at **38** meetings (**407** resolutions) over the last quarter.



■ Total meetings in favour **23.7%**  
■ Meetings against (or against AND abstain) **71.1%**  
■ Meetings with management by exception **5.3%**

### United Kingdom

We made voting recommendations at **59** meetings (**679** resolutions) over the last quarter.


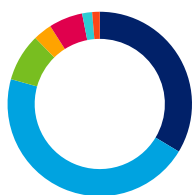


■ Total meetings in favour **72.9%**  
■ Meetings against (or against AND abstain) **25.4%**  
■ Meetings with management by exception **1.7%**

The issues on which we recommended voting against management or abstaining on resolutions are shown below.


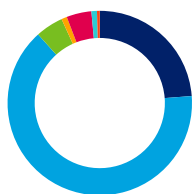
### Global

We recommended voting against or abstaining on **455** resolutions over the last quarter.



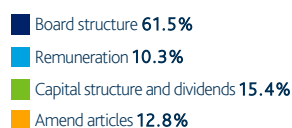
### Australia and New Zealand

We recommended voting against or abstaining on **206** resolutions over the last quarter.



### Developed Asia

We recommended voting against or abstaining on **39** resolutions over the last quarter.



### Emerging and Frontier Markets

We recommended voting against or abstaining on **45** resolutions over the last quarter.



### Europe

We recommended voting against or abstaining on **41** resolutions over the last quarter.



### North America

We recommended voting against or abstaining on **89** resolutions over the last quarter.



### United Kingdom

We recommended voting against or abstaining on **35** resolutions over the last quarter.

